

Continuous Random Variables: Conditioning, Expectation and Independence



Berlin Chen
Department of Computer Science & Information Engineering
National Taiwan Normal University



Reference:

- D. P. Bertsekas, J. N. Tsitsiklis, *Introduction to Probability*, Sections 3.4-3.5

Conditioning PDF Given an Event (1/3)

- The conditional PDF of a continuous random variable X , given an event A
 - If A cannot be described in terms of X , the conditional PDF is defined as a nonnegative function $f_{X|A}(x)$ satisfying

$$\mathbf{P}(X \in B|A) = \int_B f_{X|A}(x) dx$$

- Normalization property

$$\int_{-\infty}^{\infty} f_{X|A}(x) dx = 1$$

Conditioning PDF Given an Event (2/3)

- If A can be described in terms of X (A is a subset of the real line with $\mathbf{P}(X \in A) > 0$), the conditional PDF is defined as a nonnegative function $f_{X|A}(x)$ satisfying

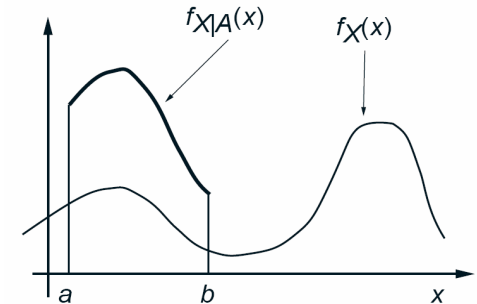
$$f_{X|A}(x) = \begin{cases} \frac{f_X(x)}{\mathbf{P}(X \in A)}, & \text{if } x \in A \\ 0, & \text{otherwise} \end{cases}$$

- The conditional PDF is zero outside the conditioning event

and for any subset B

$$\begin{aligned} \mathbf{P}(X \in B | X \in A) &= \frac{\mathbf{P}(X \in B, X \in A)}{\mathbf{P}(X \in A)} \\ &= \frac{\int_{A \cap B} f_X(x) dx}{\mathbf{P}(X \in A)} \\ &= \int_B f_{X|A}(x) dx \end{aligned}$$

- Normalization Property $\int_{-\infty}^{\infty} f_{X|A}(x) dx = \int_A f_{X|A}(x) dx = 1$



$f_{X|A}$ remains the same shape as f_X except that it is scaled along the vertical axis

Conditioning PDF Given an Event (3/3)

- If A_1, A_2, \dots, A_n are disjoint events with $\mathbf{P}(A_i) > 0$ for each i , that form a partition of the sample space, then

$$f_X(x) = \sum_{i=1}^n \mathbf{P}(A_i) f_{X|A_i}(x)$$

- Verification of the above [total probability theorem](#)

$$\mathbf{P}(X \leq x) = \sum_{i=1}^n \mathbf{P}(A_i) \mathbf{P}(X \leq x | A_i)$$

$$\Rightarrow \int_{-\infty}^x f_X(t) dt = \sum_{i=1}^n \mathbf{P}(A_i) \int_{-\infty}^x f_{X|A_i}(t) dt$$

Taking the derivative of both sides with respect to x

$$\Rightarrow f_X(x) = \sum_{i=1}^n \mathbf{P}(A_i) f_{X|A_i}(x)$$

An Illustrative Example

- **Example 3.9. The exponential random variable is memoryless.**
 - The time T until a new light bulb burns out is exponential distribution. John turns the light on, leave the room, and when he returns, t time units later, find that the light bulb is still on, which corresponds to the event $A=\{T>t\}$
 - Let X be the additional time until the light bulb burns out. What is the conditional PDF of X given A ?

T is exponential

$$f_T(t) = \begin{cases} \lambda e^{-\lambda t}, & t > 0 \\ 0, & \text{otherwise} \end{cases}$$

$$P(T > t) = e^{-\lambda t}$$

$$X = T - t, \quad A = \{T > t\}$$

The conditional CDF of X given A is defined by

$$P(X > x|A) = P(T - t > x|T > t) \quad (\text{where } x \geq 0)$$

$$= P(T > t + x|T > t) = \frac{P(T > t + x \text{ and } T > t)}{P(T > t)}$$

$$= \frac{P(T > t + x)}{P(T > t)}$$

$$= \frac{e^{-\lambda(t+x)}}{e^{-\lambda t}}$$

$$= e^{-\lambda x}$$

\therefore The conditional PDF of X given the event A is also exponential with parameter λ .

Conditional Expectation Given an Event

- The conditional expectation of a continuous random variable X , given an event A ($\mathbf{P}(A) > 0$), is defined by

$$\mathbf{E}[X|A] = \int_{-\infty}^{\infty} xf_{X|A}(x)dx$$

- The conditional expectation of a function $g(X)$ also has the form

$$\mathbf{E}[g(X)|A] = \int_{-\infty}^{\infty} g(x)f_{X|A}(x)dx$$

- Total Expectation Theorem

$$\mathbf{E}[X] = \sum_{i=1}^n \mathbf{P}(A_i)\mathbf{E}[X|A_i]$$

and

$$\mathbf{E}[g(X)] = \sum_{i=1}^n \mathbf{P}(A_i)\mathbf{E}[g(X)|A_i]$$

- Where A_1, A_2, \dots, A_n are disjoint events with $\mathbf{P}(A_i) > 0$ for each i , that form a partition of the sample space

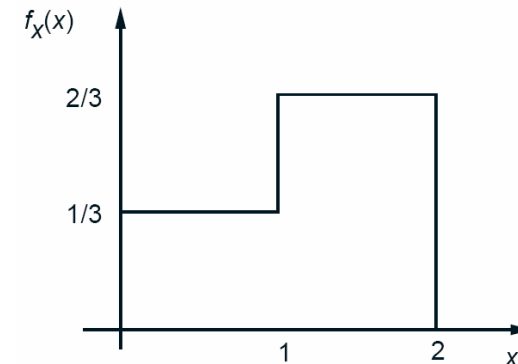
Illustrative Examples (1/2)

- **Example 3.10. Mean and Variance of a Piecewise Constant PDF.**

Suppose that the random variable X has the piecewise constant

PDF

$$f_X(x) = \begin{cases} 1/3, & \text{if } 0 \leq x \leq 1, \\ 2/3, & \text{if } 1 \leq x \leq 2, \\ 0, & \text{otherwise.} \end{cases}$$



Define event $A_1 = \{X \text{ lies in the first interval } [0,1]\}$

event $A_2 = \{X \text{ lies in the second interval } [1,2]\}$

$$\Rightarrow \mathbf{P}(A_1) = \int_0^1 1/3 dx = 1/3, \quad \mathbf{P}(A_2) = \int_1^2 2/3 dx = 2/3$$

$$f_{X|A_1}(x) = \begin{cases} \frac{f_X(x)}{\mathbf{P}(X \in A_1)} = 1, & 0 \leq x \leq 1 \\ 0, & \text{otherwise} \end{cases} \quad f_{X|A_2}(x) = \begin{cases} \frac{f_X(x)}{\mathbf{P}(X \in A_2)} = 1, & 1 \leq x \leq 2 \\ 0, & \text{otherwise} \end{cases}$$

Recall that the mean and second moment of a uniform random variable over an interval $[a, b]$ is $(a+b)/2$ and $(a^2 + ab + b^2)/3$

$$\Rightarrow \mathbf{E}[X|A_1] = 1/2, \quad \mathbf{E}[X^2|A_1] = 1/3$$

$$\mathbf{E}[X|A_2] = 3/2, \quad \mathbf{E}[X^2|A_2] = 7/3$$

$$\begin{aligned} \Rightarrow \mathbf{E}[X] &= \mathbf{P}(A_1)\mathbf{E}[X|A_1] + \mathbf{P}(A_2)\mathbf{E}[X|A_2] \\ &= 1/3 \cdot 1/2 + 2/3 \cdot 3/2 = 7/6 \end{aligned}$$

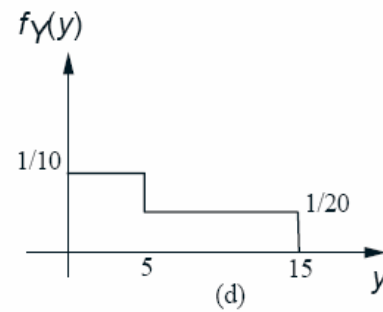
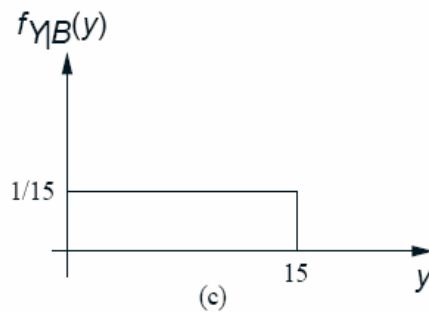
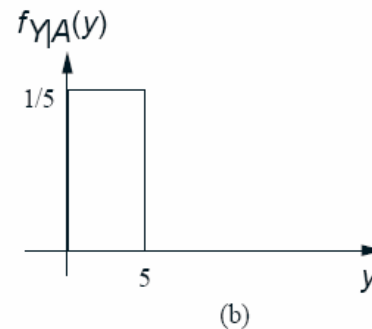
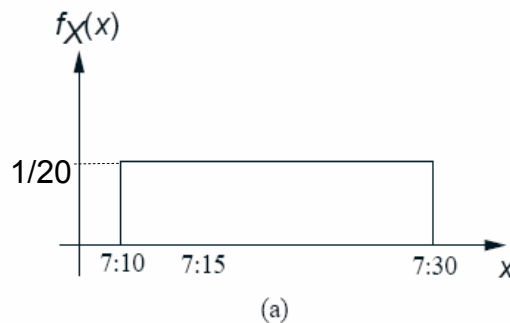
$$\begin{aligned} \mathbf{E}[X^2] &= \mathbf{P}(A_1)\mathbf{E}[X^2|A_1] + \mathbf{P}(A_2)\mathbf{E}[X^2|A_2] \\ &= 1/3 \cdot 1/3 + 2/3 \cdot 7/3 = 15/9 \end{aligned}$$

$$\therefore \text{var}(X) = 15/9 - (7/6)^2 = 11/36$$

Illustrative Examples (2/2)

- Example 3.11.** The metro train arrives at the station near your home every quarter hour starting at 6:00 AM. You walk into the station every morning between 7:10 and 7:30 AM, with the time in this interval being a uniform random variable. What is the PDF of the time you have to wait for the first train to arrive?

- The arrival time, denoted by X , is a uniform random variable over the interval 7:10 to 7:30
- Let random variable Y model the waiting time
- Let A be a event
 $A = \{7:10 \leq X \leq 7:15\}$ (You board the 7:15 train)
- Let B be a event
 $B = \{7:15 < X \leq 7:30\}$ (You board the 7:30 train)
- Let Y be uniform conditione d on A
- Let Y be uniform conditione d on B



$$P_Y(y) = P(A)P_{Y|A}(y) + P(B)P_{Y|B}(y)$$

Multiple Continuous Random Variables (1/2)

- Two continuous random variables X and Y associated with a common experiment are **jointly continuous** and can be described in terms of a **joint PDF** $f_{X,Y}$ satisfying

$$\mathbf{P}((X, Y) \in B) = \iint_{(x,y) \in B} f_{X,Y}(x, y) dx dy$$

- $f_{X,Y}$ is a nonnegative function
- Normalization Probability $\int_{-\infty}^{\infty} \int_{-\infty}^{\infty} f_{X,Y}(x, y) dx dy = 1$
- Similarly, $f_{X,Y}(a, c)$ can be viewed as the “probability per unit area” in the vicinity of (a, c)

$$\begin{aligned} & \mathbf{P}(a \leq X \leq a + \delta, c \leq Y \leq c + \delta) \\ &= \int_a^{a+\delta} \int_c^{c+\delta} f_{X,Y}(x, y) dx dy = f_{X,Y}(a, c) \cdot \delta^2 \end{aligned}$$

- Where δ is a small positive number

Multiple Continuous Random Variables (2/2)

- Marginal Probability

$$\begin{aligned}\mathbf{P}(X \in A) &= \mathbf{P}(X \in A \text{ and } X \in (-\infty, \infty)) \\ &= \int_{X \in A} \int_{-\infty}^{\infty} f_{X,Y}(x, y) dy dx\end{aligned}$$

– We have already defined that

$$\mathbf{P}(X \in A) = \int_{X \in A} f_X(x) dx$$

- We thus have the marginal PDF

$$f_X(x) = \int_{-\infty}^{\infty} f_{X,Y}(x, y) dy$$

Similarly

$$f_Y(y) = \int_{-\infty}^{\infty} f_{X,Y}(x, y) dx$$

An Illustrative Example

- Example 3.13. Two-Dimensional Uniform PDF.** We are told that the joint PDF of the random variables X and Y is a constant c on an area S and is zero outside. Find the value of c and the marginal PDFs of X and Y .

The corresponding uniform joint PDF on an area S is defined to be (cf. Example 3.12)

$$f_{X,Y}(x,y) = \begin{cases} \frac{1}{\text{Size of area } S}, & \text{if } (x,y) \in S \\ 0, & \text{otherwise} \end{cases}$$

$$\Rightarrow f_{X,Y}(x,y) = \frac{1}{4} \text{ for } (x,y) \in S$$

for $1 \leq x \leq 2$

$$\begin{aligned} \Rightarrow f_X(x) &= \int_1^4 f_{X,Y}(x,y) dy \\ &= \int_1^4 \frac{1}{4} dy = \frac{3}{4} \end{aligned}$$

for $2 \leq x \leq 3$

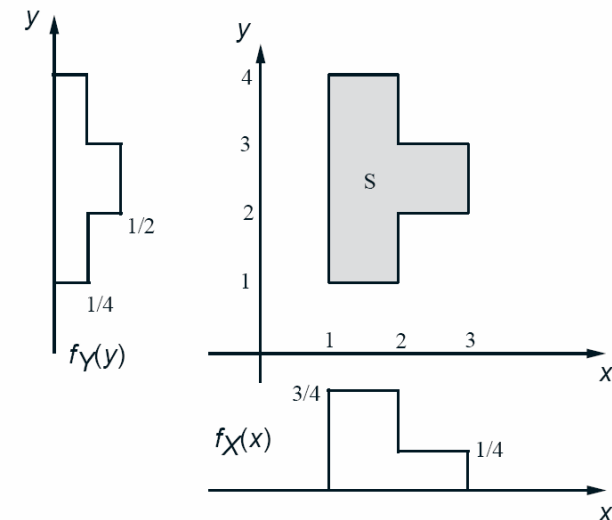
$$\begin{aligned} \Rightarrow f_X(x) &= \int_2^3 f_{X,Y}(x,y) dy \\ &= \int_2^3 \frac{1}{4} dy = \frac{1}{4} \end{aligned}$$

for $1 \leq y \leq 2$

$$\begin{aligned} \Rightarrow f_Y(y) &= \int_1^2 f_{X,Y}(x,y) dx \\ &= \int_1^2 \frac{1}{4} dx = \frac{1}{4} \end{aligned}$$

for $2 \leq y \leq 3$

$$\begin{aligned} \Rightarrow f_Y(y) &= \int_1^3 f_{X,Y}(x,y) dx \\ &= \int_1^3 \frac{1}{4} dx = \frac{1}{2} \end{aligned}$$



for $3 \leq y \leq 4$

$$\begin{aligned} \Rightarrow f_Y(y) &= \int_1^2 f_{X,Y}(x,y) dx \\ &= \int_1^2 \frac{1}{4} dx = \frac{1}{4} \end{aligned}$$

Conditioning one Random Variable on Another

- Two continuous random variables X and Y have a joint PDF. For any y with $f_Y(y) > 0$, the conditional PDF of X given that $Y = y$ is defined by

$$f_{X|Y}(x|y) = \frac{f_{X,Y}(x,y)}{f_Y(y)}$$

- Normalization Property $\int_{-\infty}^{\infty} f_{X|Y}(x|y) dx = 1$

- The marginal, joint and conditional PDFs are related to each other by the following formulas

$$f_{X,Y}(x,y) = f_Y(y)f_{X|Y}(x|y),$$

$$f_X(x) = \int_{-\infty}^{\infty} f_{X,Y}(x,y) dy. \quad \text{marginalization}$$

Illustrative Examples (1/2)

- Notice that the conditional PDF $f_{X|Y}(x|y)$ has the same shape as the joint PDF $f_{X,Y}(x,y)$, because the normalizing factor $f_Y(y)$ does not depend on x

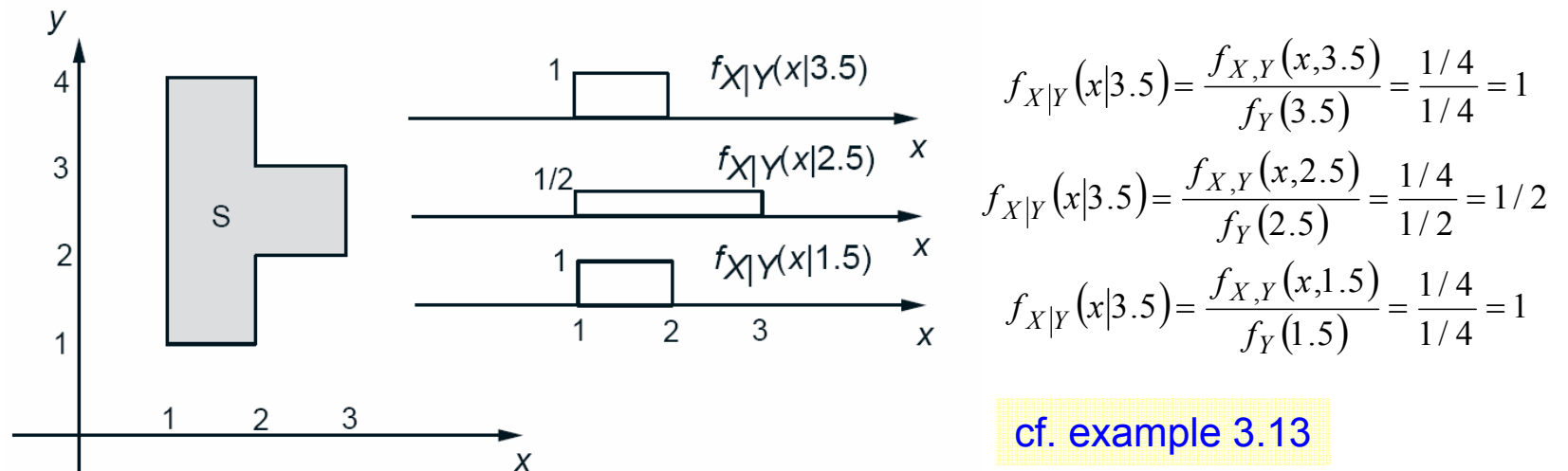


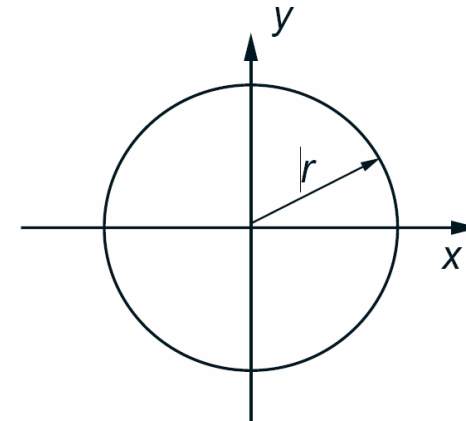
Figure 3.17: Visualization of the conditional PDF $f_{X|Y}(x|y)$. Let X, Y have a joint PDF which is uniform on the set S . For each fixed y , we consider the joint PDF along the slice $Y = y$ and normalize it so that it integrates to 1

Illustrative Examples (2/2)

- Example 3.15. Circular Uniform PDF.** Ben throws a dart at a circular target of radius r . We assume that he always hits the target, and that all points of impact (x, y) are equally likely, so that the joint PDF $f_{X,Y}(x, y)$ of the random variables x and y is uniform
 - What is the marginal PDF $f_Y(y)$

$$f_{X,Y}(x, y) = \begin{cases} \frac{1}{\text{area of the circle}}, & \text{if } (x, y) \text{ is in the circle} \\ 0, & \text{otherwise} \end{cases}$$

$$= \begin{cases} \frac{1}{\pi r^2}, & x^2 + y^2 \leq r^2 \\ 0, & \text{otherwise} \end{cases}$$



$$f_Y(y) = \int_{-\infty}^{\infty} f_{X,Y}(x, y) dx = \int_{x^2 + y^2 \leq r^2} \frac{1}{\pi r^2} dx$$

$$= \frac{1}{\pi r^2} \int_{x^2 + y^2 \leq r^2} 1 dx = \frac{1}{\pi r^2} \int_{-\sqrt{r^2 - y^2}}^{\sqrt{r^2 - y^2}} 1 dx$$

$$= \frac{2}{\pi r^2} \sqrt{r^2 - y^2}, \text{ if } |y| \leq r$$

$$f_{X|Y}(x|y) = \frac{f_{X,Y}(x, y)}{f_Y(y)}$$

$$= \frac{\frac{1}{\pi r^2}}{\frac{2}{\pi r^2} \sqrt{r^2 - y^2}}$$

$$= \frac{1}{2\sqrt{r^2 - y^2}}, \quad \text{if } x^2 + y^2 \leq r^2$$

(Notice here that PDF $f_Y(y)$ is not uniform)

For each value y , $f_{X|Y}(x|y)$ is uniform

Expectation of a Function of Random Variables

- If X and Y are jointly continuous random variables, and g is some function, then $Z = g(X, Y)$ is also a random variable (can be continuous or discrete)
 - The expectation of Z can be calculated by

$$\mathbf{E}[Z] = \mathbf{E}[g(X, Y)] = \int_{-\infty}^{\infty} \int_{-\infty}^{\infty} g(x, y) f_{X, Y}(x, y) dx dy$$

- If Z is a linear function of X and Y , e.g., $Z = aX + bY$, then

$$\mathbf{E}[Z] = \mathbf{E}[aX + bY] = a\mathbf{E}[X] + b\mathbf{E}[Y]$$

- Where a and b are scalars

Conditional Expectation

- The properties of **unconditional expectation** carry through, with the obvious modifications, to **conditional expectation**

$$\mathbf{E}[X|Y = y] = \int_{-\infty}^{\infty} x f_{X|Y}(x|y) dx$$

$$\mathbf{E}[g(X)|Y = y] = \int_{-\infty}^{\infty} g(x) f_{X|Y}(x|y) dx$$

$$\mathbf{E}[g(X, Y)|Y = y] = \int_{-\infty}^{\infty} g(x, y) f_{X|Y}(x|y) dx$$

Total Probability/Expectation Theorems

- Total Probability Theorem

- For any event A and a continuous random variable Y

$$\mathbf{P}(A) = \int_{-\infty}^{\infty} \mathbf{P}(A|Y = y) f_Y(y) dy$$

- Total Expectation Theorem

- For any continuous random variables X and Y

$$\mathbf{E}[X] = \int_{-\infty}^{\infty} \mathbf{E}[X|Y = y] f_Y(y) dy$$

$$\mathbf{E}[g(X)] = \int_{-\infty}^{\infty} \mathbf{E}[g(X)|Y = y] f_Y(y) dy$$

$$\mathbf{E}[g(X, Y)] = \int_{-\infty}^{\infty} \mathbf{E}[g(X, Y)|Y = y] f_Y(y) dy$$

Independence

- Two continuous random variables X and Y are independent if

$$f_{X,Y}(x,y) = f_X(x)f_Y(y), \quad \text{for all } x,y$$

- Since that

$$f_{X,Y}(x,y) = f_Y(y)f_{X|Y}(x|y) = f_X(x)f_{Y|X}(y|x)$$

- We therefore have

$$f_{X|Y}(x|y) = f_X(x), \quad \text{for all } x \text{ and all } y \text{ with } f_Y(y) > 0$$

- Or

$$f_{Y|X}(y|x) = f_Y(y), \quad \text{for all } y \text{ and all } x \text{ with } f_X(x) > 0$$

More Factors about Independence (1/2)

- If two continuous random variables X and Y are independent, then
 - Any two events of the forms $\{X \in A\}$ and $\{Y \in B\}$ are independent

$$\begin{aligned}\mathbf{P}(X \in A, Y \in B) &= \int_{x \in A} \int_{y \in B} f_{X,Y}(x, y) dy dx \\ &= \int_{x \in A} \int_{y \in B} f_X(x) f_Y(y) dy dx \\ &= \left[\int_{x \in A} f_X(x) dx \right] \left[\int_{y \in B} f_Y(y) dy \right] \\ &= \mathbf{P}(X \in A)(Y \in B)\end{aligned}$$

- The converse statement is also true (See the end-of-chapter problem 28)

More Factors about Independence (2/2)

- If two continuous random variables X and Y are independent, then
 - $\mathbf{E}[XY] = \mathbf{E}[X]\mathbf{E}[Y]$
 - $\text{var}(X + Y) = \text{var}(X) + \text{var}(Y)$
 - The random variables $g(X)$ and $h(Y)$ are independent for any functions g and h
 - Therefore,

$$\mathbf{E}[g(X)h(Y)] = \mathbf{E}[g(X)]\mathbf{E}[h(Y)]$$

Joint CDFs

- If X and Y are two (either continuous or discrete) random variables, their joint cumulative distribution function (CDF) is defined by

$$F_{X,Y}(x, y) = \mathbf{P}(X \leq x, Y \leq y)$$

- If X and Y further have a joint PDF $f_{X,Y}$, then

$$F_{X,Y}(x, y) = \int_{-\infty}^x \int_{-\infty}^y f_{X,Y}(s, t) ds dt$$

And

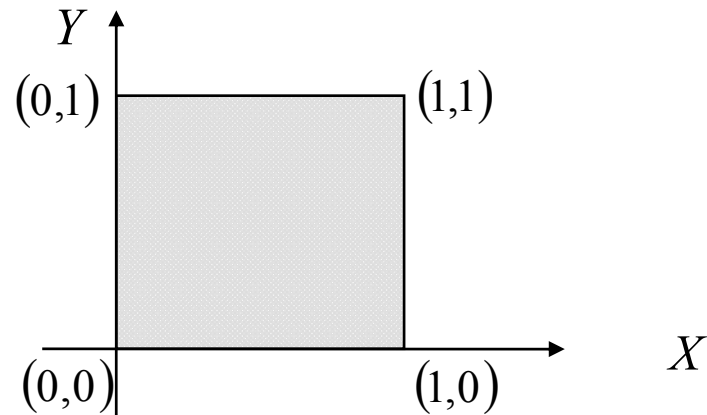
$$f_{X,Y}(x, y) = \frac{\partial^2 F_{X,Y}(x, y)}{\partial x \partial y}$$

If $F_{X,Y}$ can be differentiated at the point (x, y)

An Illustrative Example

- **Example 3.20.** Verify that if X and Y are described by a uniform PDF on the unit square, then the joint CDF is given by

$$F_{X,Y}(x, y) = \mathbf{P}(X \leq x, Y \leq y) = xy, \quad \text{for } 0 \leq x, y \leq 1$$




$$\frac{\partial^2 F_{X,Y}(x, y)}{\partial x \partial y} = 1 = f_{X,Y}(x, y), \quad \text{for all } (x, y) \text{ in the unit square}$$

Recall: the Discrete Bayes' Rule

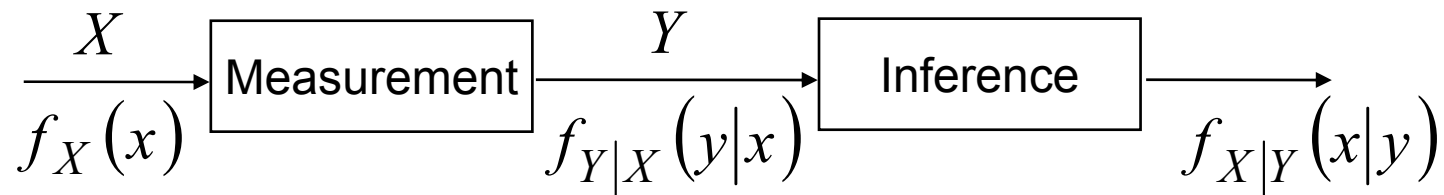
- Let A_1, A_2, \dots, A_n be disjoint events that form a partition of the sample space, and assume that $\mathbf{P}(A_i) \geq 0$, for all i . Then, for any event B such that $\mathbf{P}(B) > 0$ we have

$$\begin{aligned}\mathbf{P}(A_i|B) &= \frac{\mathbf{P}(A_i)\mathbf{P}(B|A_i)}{\mathbf{P}(B)} \\ &= \frac{\mathbf{P}(A_i)\mathbf{P}(B|A_i)}{\sum_{k=1}^n \mathbf{P}(A_k)\mathbf{P}(B|A_k)} \\ &= \frac{\mathbf{P}(A_i)\mathbf{P}(B|A_i)}{\mathbf{P}(A_1)\mathbf{P}(B|A_1) + \dots + \mathbf{P}(A_n)\mathbf{P}(B|A_n)}\end{aligned}$$

 Multiplication rule
Total probability theorem

Inference and the Continuous Bayes' Rule (1/2)

- As we have a model of an underlying but unobserved phenomenon, represented by a random variable X with PDF f_X , and we make a noisy measurement Y , which is modeled in terms of a conditional PDF $f_{Y|X}$. Once the experimental value of Y is measured, what information does this provide on the unknown value of X ?



$$f_{X|Y}(x|y) = \frac{f_{X,Y}(x,y)}{f_Y(y)} = \frac{f_X(x)f_{Y|X}(y|x)}{\int_{-\infty}^{\infty} f_X(t)f_{Y|X}(y|t)dt}$$


Note that

$$f_X f_{Y|X} = f_{X,Y} = f_Y f_{X|Y}$$

Inference and the Continuous Bayes' Rule (2/2)

- If the unobserved phenomenon is inherently discrete
 - Let N is a discrete random variable of the form $\{N = n\}$ that represents the different discrete probabilities for the unobserved phenomenon of interest, and p_N be the PMF of N

$$\begin{aligned}\mathbf{P}(N = n|Y = y) &\approx \mathbf{P}(N = n|y \leq Y \leq y + \delta) \\ &= \frac{\mathbf{P}(N = n)\mathbf{P}(y \leq Y \leq y + \delta|N = n)}{\mathbf{P}(y \leq Y \leq y + \delta)} \\ &\approx \frac{p_N(n)f_{Y|N}(y|n)\delta}{f_Y(y)\delta} \\ &= \frac{p_N(n)f_{Y|N}(y|n)}{\sum_i p_N(i)f_{Y|N}(y|i)}\end{aligned}$$

 Total probability theorem

Illustrative Examples (1/2)

- **Example 3.18.** A lightbulb produced by the General Illumination Company is known to have an exponentially distributed lifetime Y . However, the company has been experiencing quality control problems. On any given day, the parameter $\Lambda = \lambda$ of the PDF of Y is actually a random variable, uniformly distributed in the interval $[1, 3/2]$.
 - If we test a lightbulb and record its lifetime ($Y = y$), what can we say about the underlying parameter λ ?

$$f_{Y|\Lambda}(y|\lambda) = \lambda e^{-\lambda y}, \quad y \geq 0, \lambda > 0$$

Conditioned on $\Lambda = \lambda$, Y has an exponential distribution with parameter λ

$$f_{\Lambda}(\lambda) = \begin{cases} 2, & \text{for } 1 \leq \lambda \leq 3/2 \\ 0, & \text{otherwise} \end{cases}$$

$$f_{\Lambda|Y}(\lambda|y) = \frac{f_{\Lambda}(\lambda)f_{Y|\Lambda}(y|\lambda)}{\int_1^{3/2} f_{\Lambda}(t)f_{Y|\Lambda}(y|t)dt} = \frac{2\lambda e^{-\lambda y}}{\int_1^{3/2} 2te^{-ty} dt}, \quad \text{for } 1 \leq \lambda \leq 3/2$$

Illustrative Examples (2/2)

- **Example 3.19. Signal Detection.** A binary signal S is transmitted, and we are given that $\mathbf{P}(S = 1) = p$ and $\mathbf{P}(S = -1) = 1 - p$.
 - The received signal is $Y = S + N$, where N normal noise with zero mean and unit variance, independent of S .
 - What is the probability that $S = 1$, as a function of the observed value y of Y ?

$$f_{Y|S}(y|s) = \frac{1}{\sqrt{2\pi}} e^{-(y-s)^2/2}, \text{ for } s = 1 \text{ and } -1, \text{ and } -\infty \leq y \leq \infty$$

Conditioned on $S = s$, Y has a normal distribution with mean s and unit variance

$$\begin{aligned} \mathbf{P}(S = 1|Y = y) &= \frac{p_S(1)f_{Y|S}(y|1)}{f_Y(y)} = \frac{p_S(1)f_{Y|S}(y|1)}{p_S(1)f_{Y|S}(y|1) + p_S(-1)f_{Y|S}(y|-1)} \\ &= \frac{p \frac{1}{\sqrt{2\pi}} e^{-(y-1)^2/2}}{p \frac{1}{\sqrt{2\pi}} e^{-(y-1)^2/2} + (1-p) \frac{1}{\sqrt{2\pi}} e^{-(y+1)^2/2}} \\ &= \frac{e^{-(y^2+1)/2} \cdot pe^y}{e^{-(y^2+1)/2} \cdot pe^y + e^{-(y^2+1)/2} \cdot (1-p)e^{-y}} = \frac{pe^y}{pe^y + (1-p)e^{-y}} \end{aligned}$$

Recitation

- SECTION 3.4 Conditioning on an Event
 - Problems 14, 17, 18
- SECTION 3.5 Multiple Continuous Random Variables
 - Problems 19, 24, 25, 26, 28